

# THE ABATTOIR



Palafrugell's population grew a lot



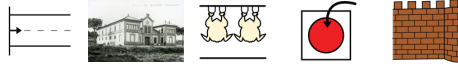
during the 19th century



and more and more houses were being built.



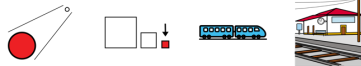
At first, the municipal abattoir was inside the city's walls.



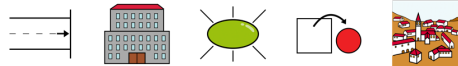
Later, it was moved to a building



close to the small train station.



Finally, to a new building on the outskirts of town.



This new building was designed by



the architect Isidre Bosch i Bataller.



It opened its doors in 1911.



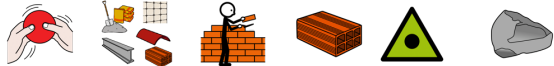
The building mixes several styles.



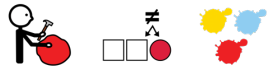
It has some Modernist features.



Construction materials, such as brick and stone,



were used to give a colour contrast.



Palafrugell's stone shield,



with an inscription from 1907, is one element that stands out.



The abattoir closed in 2018.

